


Oleopator-P-SD

Product information for the product group

ACO Product benefits

- Shaft buoyancy-proof up to the top of the manhole cover without on-site concrete works on extension systems with load class D 400
- Proven stability: min. 50 years according to German Standard DIN 19901

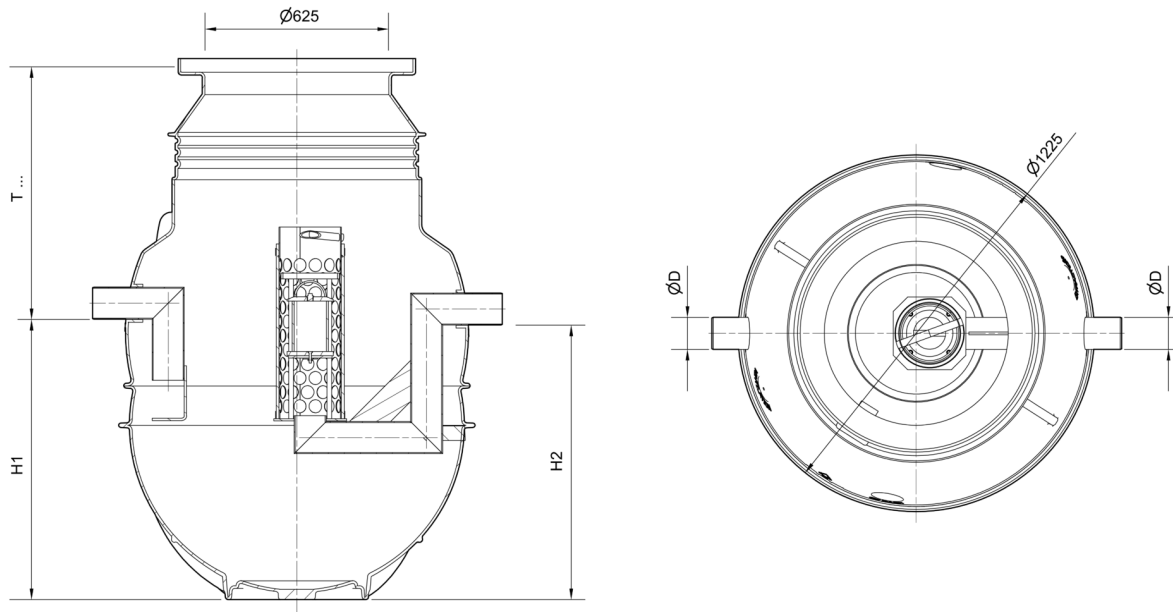
- According to EN 858
- Type test report
 - 7310434-01 (NS 3)
 - 7310434-02 (NS 6)
 - 7310434-03 (NS 8)
 - 7310434-03 (NS 10)
- Inlet and outlet connection according to outside diameter D depending on Nominal Size of separator
- Inlet and outlet parts of polyethylene
- With integrated removable coalescing filter
- Automatic closure device with float switch, density of float switch: 0.9 g/cm³
- Disposal and cleaning via cover
- With integrally formed raising tube for varying inlet heights
- Optionally upgradable with concrete supporting rings 60, 80 and 100 mm up to inlet invert Tmax



Item Technical Data 3906.40.00



	Nominal size	Nominal width	Contents			Weight	
			Sludge trap	Oil storage	Overall		
			[l]	[l]	[l]		
	NS 6	6 / 600 NS	DN 150	702	235	1036	86





Dimensions



Nominal size	Inlet/outlet as per DIN EN 877	Dimensions				
		D [mm]	H1 [mm]	H2 [mm]	T min [mm]	T fix [mm]
NS 6	DN 150	160	1261	1241	1340	950

Accessories

Description	Used with	Weight [kg]	Item number
 <p>Alarm system Securatl OL</p>	Light liquid separators for below ground installation; <input type="checkbox"/> Oleopator P/ Oleopass P	3.0	6751.65.51
 <p>Sampling device</p> <ul style="list-style-type: none"> ■ Consisting of: <ul style="list-style-type: none"> <input type="checkbox"/> Sampling pot with suction coupling <input type="checkbox"/> Connection hose with suction coupling and connection gland <input type="checkbox"/> Hose length: 3 m 	<ul style="list-style-type: none"> ■ Grease separator LipuMax-P for underground installation ■ Light oil separator for underground installation ■ Stach separator FapuMax-P for underground installation 	3.4	8800.00.10

	Description	Used with	Weight [kg]	Item number
	Support ring <ul style="list-style-type: none"> ■ Made from concrete ■ Diameter: 625 mm ■ Thickness: 60 mm ■ Without seal ■ Displacement-proof ■ Height <ul style="list-style-type: none"> <input type="checkbox"/> 60 mm excluding mortar joints <input type="checkbox"/> 70 mm including mortar joints 	<ul style="list-style-type: none"> ■ Grease separator LipuMax-P for under-ground installation ■ Lipulift-P Serie ■ Starch separator FapuMax-P for under-ground installation 	50.0	8700.20.00
	Support ring <ul style="list-style-type: none"> ■ Made from concrete ■ Diameter: 625 mm ■ Thickness: 80 mm ■ Without seal ■ Displacement-proof ■ Height <ul style="list-style-type: none"> <input type="checkbox"/> 80 mm excluding mortar joints <input type="checkbox"/> 90 mm including mortar joints 	<ul style="list-style-type: none"> ■ Grease separator LipuMax-P for under-ground installation ■ Lipulift-P Serie ■ Starch separator FapuMax-P for under-ground installation 	60.0	8700.20.10
	Support ring <ul style="list-style-type: none"> ■ Made from concrete ■ Diameter: 625 mm ■ Thickness: 100 mm ■ Without seal ■ Displacement-proof ■ Height <ul style="list-style-type: none"> <input type="checkbox"/> 100 mm excluding mortar joints <input type="checkbox"/> 110 mm including mortar joints 	<ul style="list-style-type: none"> ■ Grease separator LipuMax-P for under-ground installation ■ Lipulift-P Serie ■ Starch separator FapuMax-P for under-ground installation 	70.0	8700.20.20
	Stepox		5.9	0150.80.62
	Sealing sleeves DN 100 NBR <ul style="list-style-type: none"> ■ As insulation between air connection on tank and air line. 	<ul style="list-style-type: none"> ■ Grease separator LipuMax-P for under-ground installation ■ LipuLift-P 	0.1	0150.34.32

You can find further accessories under → <https://www.buildingdrainage.aco/search/?q=3906.40.00>