

# Air release valves

## Dynamic PN 10 | PN 16 | PN 25 | PN 40



### Design features

- Automatic 3-way air release valve with cylindrical floats
- Ventilation outlet in nominal size (large opening cross-section according to the flange size)
- Flange pursuant to EN 1092-2 (DN 50 can also be shipped with threaded connection 2")
- Efficient, high performance ventilation protects pipeline from vacuum related damages
- High velocity air discharge prevents premature closure, thus safeguarding optimum ventilation during filling process of pipe lines or containers
- 2-level ventilation system provides effective protection against pressure shocks during high ventilation speeds through a small opening
- Continuously reliable ventilation of air inlets under normal operating conditions
- Compact construction, low volume and weight
- Robust and reliable technology

No. 9842K



Order No.	MOP (PN)	Dimension/DN						
		50	80	100	150	200	250	300
9842K	10							
	16							
	25							
	40							

Other dimensions or pressure rating on request

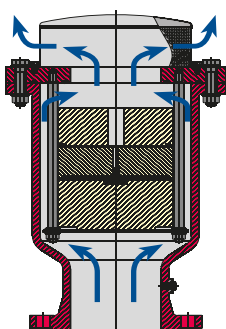
### Material | Technical features

- **Body** made of ductile iron, epoxy powder coated inside and outside (see page 4)
- **Sealing rings** made of elastomer
- **All other metallic parts** made of stainless steel
- **Float material** made of PE
- **Medium:** water

### Application example

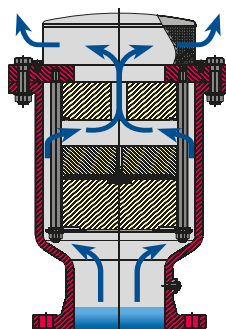


### Functional principle



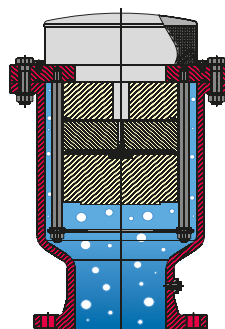
#### Ventilation of large quantities of air:

During filling, the line will be ventilated via the large cross-section



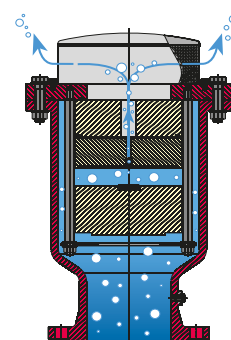
#### Ventilation at high air velocity through small opening:

Prevention of pressure shocks or premature closure



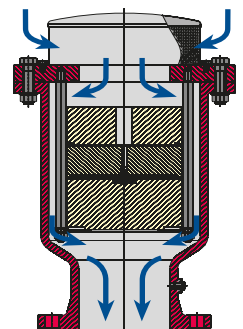
#### Closure:

After ventilation the valve closes automatically



#### Ventilation of small quantities of air:

During operation of a line, ventilation is carried out via the small cross-section



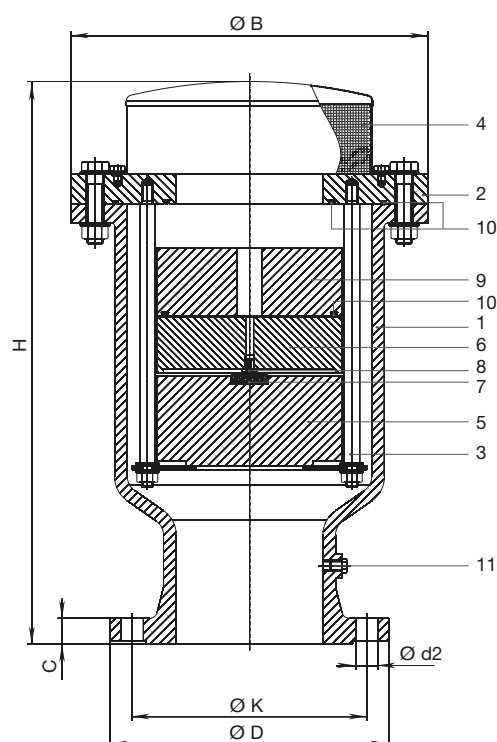
#### Ventilation:

During drainage of a line, ventilation is carried out via the large cross-section.

# Air release valves

Dynamic PN 10 | PN 16 | PN 25 | PN 40

No. 9842K



	Parts	Material
1	Body	Ductile iron
2	Bonnet	Steel (stainless steel optional)
3	Float guide	Stainless steel
4	Cover	Stainless steel
5	Float	PE
6	Float	PE
7	Seat seal	Elastomer
8	Seat	Stainless steel
9	Float	PE
10	O-ring	Elastomer
11	Plug	Steel

DN	MOP (PN)	Ø D	Ø K	C	Bolts		Ø B	H	Weight
					Quantity	Ø d2			
50	10/16	165	125	19	4	19	200	355	20
80		200	160	19	8	19	240	420	26
100		220	180	19	8	19	255	420	28
150		285	240	19	8	23	365	580	90
200	10	340	295	20	8	23	410	630	98
200	16	340	295	20	12	23	410	630	98
250	10	405	355	22	12	23	540	820	160
250	16	405	355	22	12	28	540	820	160
300	16	460	410	24,5	12	28	650	927	310

DN	MOP (PN)	Ø D	Ø K	C	Bolts		Ø B	H	Weight
					Quantity	Ø d2			
50	25	165	125	19	4	19	200	355	22
80		200	160	19	8	19	240	420	28
100		235	190	19	8	23	255	420	30
150		300	250	20	8	28	365	580	95

DN	MOP (PN)	Ø D	Ø K	C	Bolts		Ø B	H	Weight
					Quantity	Ø d2			
50	40	165	125	19	4	19	200	355	22
100		235	190	19	8	23	255	420	30